

Financial Profile

2016-17 Budget \$102,247,195

Millage 22.93



2016-17 REVENUES

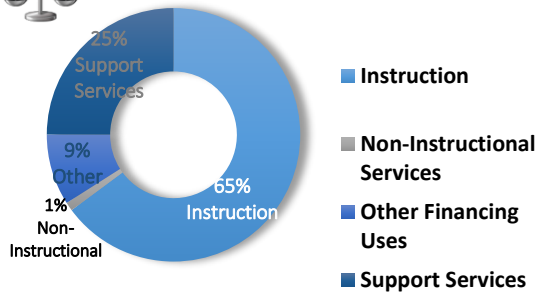
Local Revenue.....74.0%

State Sources.....25.2%

Federal/Other Sources.....0.8%



2016-17 EXPENDITURES



MILLAGE RATES

- Dallastown's average tax increase during the past 6 years is 0.5%.
- Dallastown's health insurance costs have decreased 9.6% since 2010-11.
- Dallastown's salary costs have increased an average of only 0.3% per year since 2010-11.
- Due to energy curtailment, aggressive procurement, the use of solar panels, participation in demand response programs, and other efficiencies, Dallastown's utility and energy costs have decreased 41% since 2010-11.

5-Year Millage Rate History

Year	Millage Rate	% Increase
2012-13	22.26	0%
2013-14	22.26	0%
2014-15	22.26	0%
2015-16	22.26	0%
2016-17	22.93	3.0%

Board of School Directors

Ronald J. Blevins, President
 John E. Hartman, Vice President
 Steven C. Bentzel
 Sue A. Heistand
 William A. Lytle
 Thomas J. Nicholson, M.D.
 Michael D. Noll, Jr.
 Kenneth "Butch" A. Potter, Jr.
 Hilary S. Trout
 Margaret A. Lytle, Student Representative

District Administrators

Ronald E. Dyer, Ed.D., Superintendent
 Joshua A. Doll, Ed.D., Assistant Superintendent
 Susan A. Brousseau, Ed.D., Director of Special Education
 Donna M. Devlin, Business Manager
 Harry "Hap" A. Eimerbrink, Director of Buildings & Grounds
 Troy A. Fisher, Director of Human Resources
 Amy S. Kostoff, Assistant Director of Special Education
 Stephanie A. Ferree, Ed.D., Supervisor of Curriculum, Instruction & Federal Programs
 Thomas P. Stauffer, Director of Information Technology

Building Administrators

Dallastown Elementary/Leaders Heights Elementary
 Charles E. Patterson, Principal

Loganville-Springfield Elementary
 Kelly S. Kessler, Principal

Ore Valley Elementary
 Greg W. Anderson, Ed.D., Principal
 Brian M. Smith, Assistant Principal

York Township Elementary
 Marcus A. Bouchillon, Principal
 Brian M. Smith, Assistant Principal

Dallastown Area Intermediate School

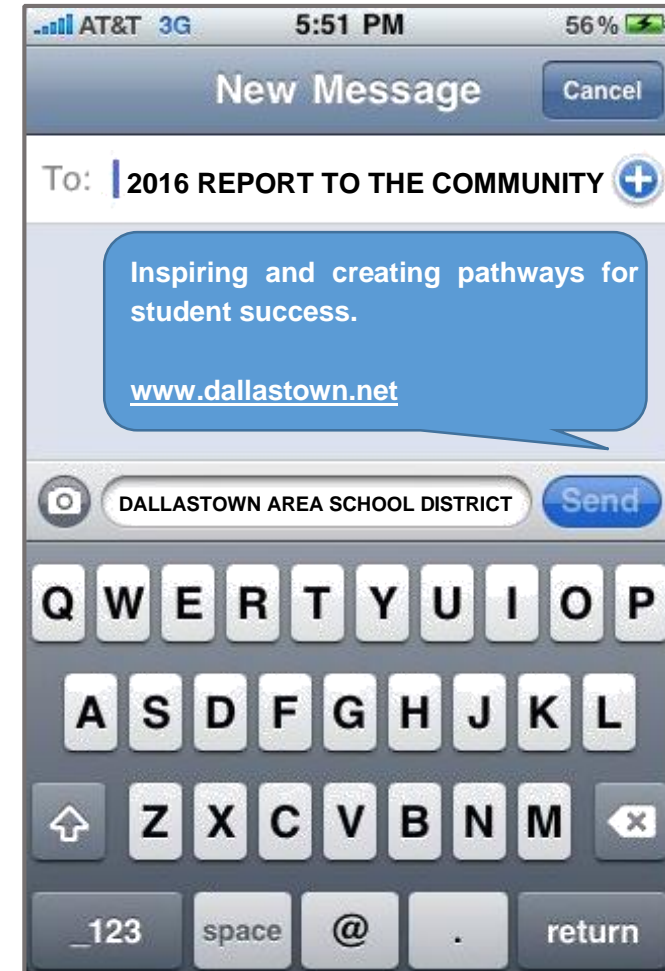
Red Community
 Erin M. Heffler, Ed.D., Principal

Blue Community
 Christopher J. Martin, Principal

Yellow Community
 Wayne E. Senft, Ed.D., Principal

Dallastown Area Middle School
 Chad M. Bumsted, Principal
 Denise N. Blackwell, Assistant Principal

Dallastown Area High School
 Kevin C. Duckworth, Ed.D., Principal
 Keith S. Downs, Assistant Principal
 Zachary M. Fletcher, Assistant Principal
 Misty D. Wilson, Assistant Principal



Our District

Student Enrollment



K-12 Enrollment*	6,327
Dallastown Elementary	190
Leaders Heights Elementary	175
Loganville-Springfield Elementary	466
Ore Valley Elementary	536
York Township Elementary	473
Intermediate School	1,540
Middle School	987
High School	1,960

*includes students in outside placement and LIU #12 students educated at DASD

Staff



Administration	27
Instructional	431
Support	253

Student Demographics



Percentage Federal Free & Reduced Program	29.17
Special Education	1,055
English Learners (EL/Support)	131

Transportation



District Size in Square Miles	52.5
Bus Miles Per Day	5,269
Bus Stops Per Day	3,838
Schools Transported To/From	28

Meals

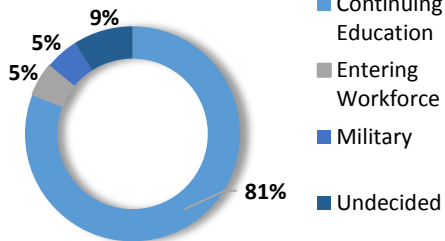


Number of Meals Served Annually	
Breakfast	171,786
Lunch	574,286

2016 Graduation Class Profile



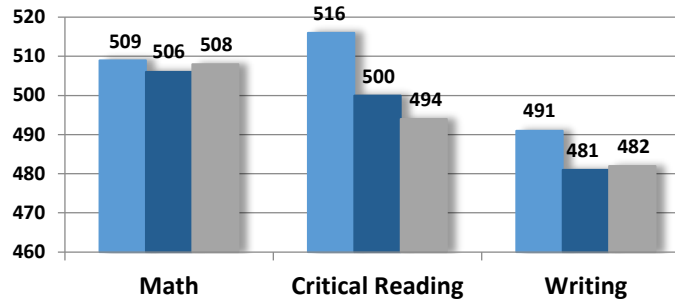
% of Graduates



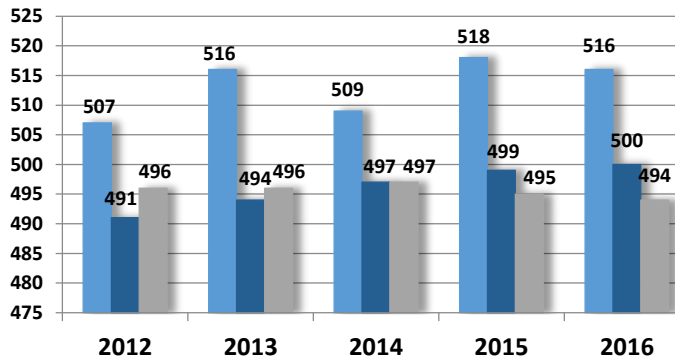
Student Achievement

Student performance on the **Scholastic Aptitude Test (SAT)** is an indicator of the effectiveness of secondary school initiatives. Dallastown students consistently perform above the state and national averages on the SAT, ensuring further academic opportunities after high school graduation.

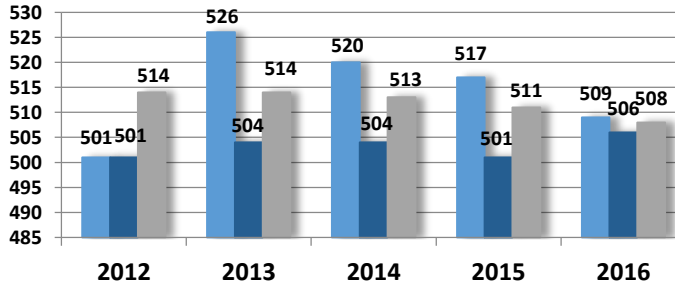
2016 SAT Scores



SAT Reading Scores 5-Year Trend



SAT Mathematics Scores 5-Year Trend



District Value-Added Analysis

- Significant evidence that the school exceeded the standard for PA Academic Growth.
- Moderate evidence that the school exceeded the standard for PA Academic Growth.
- Evidence that the school met the standard for PA Academic Growth.
- Moderate evidence that the school did not meet the standard for PA Academic Growth.
- Significant that the school did not meet the standard for PA Academic Growth.

SUBJECT	TEST/GRADE	2016	3 YEAR AVERAGE
Math	Keystone (Algebra I)		
	PSSA Grade 4		
	PSSA Grade 5		
	PSSA Grade 6		
	PSSA Grade 7		
	PSSA Grade 8		
ELA	Keystone (Literature)		
	PSSA Grade 4		
	PSSA Grade 5		
	PSSA Grade 6		
	PSSA Grade 7		
	PSSA Grade 8		
Science	Keystone (Biology)		
	PSSA Grade 4		
	PSSA Grade 8		